


Vanity unit without / with cut out left

40903.0

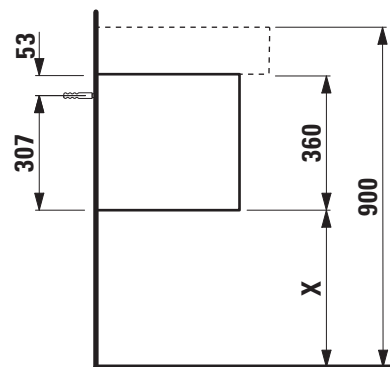
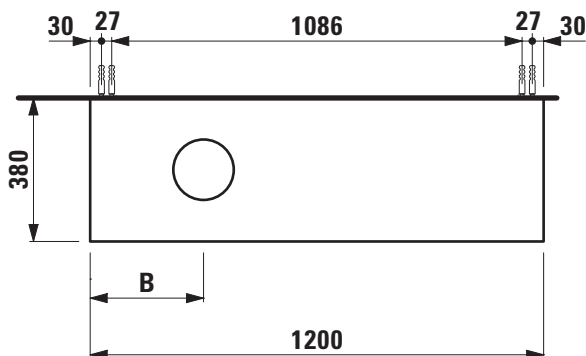
40903.1



TECHNICAL DATA

| | | | |
|------------------------|---|----------------------|---|
| Order no. | 40903.0 / without cut out 40903.1 / 1 cut out left | Accessories excl. | Power socket (EU), IP44, order no. 49298.4 Power socket (CH), IP44, order no. 49298.5 Drawer separations (not recommended with shelf) large, order no. 40920.1 Space saving siphon, order no. 89424.0 |
| Dimensions (WxHxD) | 1200 x 360 x 380 mm | Mounting acc. incl. | Installation set for furniture, order no. 49120.6 |
| Matching for washbasin | see table below | Mounting information | The walls installed on must meet the requirements of the furniture in terms of weight and the supplied fastening elements. If this cannot be guaranteed another method of installation needs to be chosen. For example with feet. |
| Specification | Body/Front – lacquered surface veneer with solid wood edges Slim front with a 4 mm rim 1 push and pull full extension drawer without or with cut out | Colours | 250 – Light oak 251 – Dark oak |
| Weight | 28,0 kg | | |
| Accessories excl. | Shelf L shaped for drawer, with pre-drilled holes in the back (left and right) for optional power socket, depth 90 mm, order no. 40924.5 depth 150 mm, order no. 40924.6 | | |

TECHNICAL DRAWINGS / S 1 : 20




| B / mm | Ceramic |
|--------|---|
| 225 | Kartell by Laufen 81033.4 |
| 300 | Kartell by Laufen 81033.8, 81533.1 Ino 81630.0, 81630.2 Val 81628.0, 81628.2, 81628.3 |
| 325 | Val 81628.4 |

| B / mm | Ceramic |
|--------|--|
| 375 | Kartell by Laufen 81033.5 Val 81628.5 |
| 475 | Val 81628.7 |
| 600 | Kartell by Laufen 81033.9 |

X = The exact height must be set during installation.

Matrix for vanity units 900 mm / 1200 mm depth 380 mm

POSSIBLE COMBINATIONS WITH WASHBASINS INO, KARTELL BY LAUFEN, VAL

| Vanity unit 900 x 380 mm |  |
|--------------------------|---|
| Ceramic | |
| Ino | |
| 81630.0 450x410 mm | ✓ |
| 81630.2 560x450 mm | ✓ |
| Kartell by Laufen | |
| 81533.1 460x460 mm | ✓ |
| 81033.4 600x460 mm | ✓ |
| 81033.5 600x460 mm | ✓ |
| 81033.8 900x460 mm | ✓ |
| 81033.9 900x460 mm | ✓ |
| 81333.2 1200x460 mm | |
| Val | |
| 81628.0 450x420 mm | ✓ |
| 81628.2 550x420 mm | ✓ |
| 81628.3 600x420 mm | ✓ |
| 81628.4 650x420 mm | ✓ |
| 81628.5 750x420 mm | ✓ |
| 81628.7 950x420 mm | |

| Vanity unit 1200 x 380 mm |  |  |  |  |
|---------------------------|---|---|---|---|
| Ceramic | | | | |
| Ino | | | | |
| 81630.0 450x410 mm | ✓ | ✓ | ✓ | ✓ |
| 81630.2 560x450 mm | ✓ | ✓ | ✓ | ✓ |
| Kartell by Laufen | | | | |
| 81533.1 460x460 mm | ✓ | ✓ | ✓ | ✓ |
| 81033.4 600x460 mm | ✓ | ✓ | ✓ | |
| 81033.5 600x460 mm | ✓ | ✓ | ✓ | |
| 81033.8 900x460 mm | ✓ | ✓ | ✓ | |
| 81033.9 900x460 mm | ✓ | ✓ | ✓ | |
| 81333.2 1200x460 mm | ✓ | | | |
| Val | | | | |
| 81628.0 450x420 mm | ✓ | ✓ | ✓ | ✓ |
| 81628.2 550x420 mm | ✓ | ✓ | ✓ | ✓ |
| 81628.3 600x420 mm | ✓ | ✓ | ✓ | |
| 81628.4 650x420 mm | ✓ | ✓ | ✓ | |
| 81628.5 750x420 mm | ✓ | ✓ | ✓ | |
| 81628.7 950x420 mm | ✓ | ✓ | ✓ | |